

Exam information booklet

For students and parents
Summer 2026



This booklet is supplementary to the information provided to students during examination assemblies and the information that can be found here

<https://www.mulberryacademyshoreditch.org/examinations/>

Summer exams timetable 2026

Date	Morning Exam 8:30am		Afternoon Exam 1:00pm	
	Key Stage 4	Key Stage 5	Key Stage 4	Key Stage 5
	Tue 21 Apr - Wed 22 Apr (all day): GCSE Art Wed 23 Apr (4pm-6pm): GCSE Drama Thu 24 Apr (10am – 12 noon): A Level PE Mon 27 Apr - Wed 29th Apr (all day): A Level Art Mon 27 Apr - Fri 01 May (all day): GCSE French and Spanish Speaking Exams			
Wed 29 Apr	GCSE PE: Practical	BTEC Business Unit 6: Principles of Management		
Thu 30 Apr		BTEC Sport Part B Unit 2		
Fri 01 May		BTEC Applied Science Part A & B Unit 3		
Mon 04 May	EARLY MAY BANK HOLIDAY			
Tue 05 May	GCSE Community Languages Speaking exam		GCSE Community Languages Speaking exam	BTEC Applied Science Unit 5: Chemistry
Wed 06 May	GCSE Community Languages Speaking exam	BTEC Applied Science Unit 5: Physics	GCSE Community Languages Speaking exam	BTEC Applied Science Unit 5: Biology
Thu 07 May	GCSE Community Languages Speaking exam	A Level French and Spanish Speaking exams	GCSE Community Languages Speaking exam	BTEC Business - Part A Unit 2 A Level French and Spanish Speaking exams
Fri 08 May	GCSE Latin Component 1	BTEC Business - Part B Unit 2	GCSE Drama Written Paper	
Mon 11 May	GCSE English Literature Paper 1	A Level Economics A Paper 1		BTEC Health & Social Care Unit 1 AS-LEVEL Psychology Paper 1
Tue 12 May	GCSE Religious Studies A Paper 1	AS-LEVEL Sociology Paper 1 A Level Geography Paper 1 BTEC Business Unit 7	GCSE Biology Paper 1 GCSE Combined Science Trilogy Paper 1: Biology 1	A Level Classical Civilisation Paper 1
Wed 13 May	GCSE Geography Paper 1	A Level English Literature B Paper 1 BTEC Health & Social Care Human Lifespan Development (YR12)	GCSE Computer Science Paper 1	A Level Business Paper 1 BTEC Sport Unit 1
Thu 14 May	GCSE Mathematics Paper 1	GCSE Mathematics Paper 1		A level Further Maths Core Pure Maths BTEC Business Unit 3 Level 3 Criminology Unit 2 AS-LEVEL Mathematics Paper 1: Pure Mathematics
Fri 15 May	GCSE History Paper 1	A Level Psychology Paper 1 Level 1/2 BTEC Health & Social care Unit 9 BTEC Sport Investigating Business in Sport & TH	Level 1/2 IT: IT in The Digital World Wtn GCSE Latin B Component 2	BTEC Health & Social Care Unit 2
Mon 18 May	GCSE Chemistry Paper 1 GCSE Combined Science Trilogy Chemistry Paper 1	A Level Sociology Paper 1 BTEC Health & Social Care Unit 4		A Level Economics A Paper 2 A Level Classical Civilisation Paper 2
Tue 19 May	GCSE English Literature Paper 2	AS-LEVEL Sociology Paper 2 A Level Business Paper 2 BTEC Applied Science Unit 1: Chemistry	GCSE Computer Science Paper 2	A Level History Paper 1 BTEC Applied Science Unit 1: Biology AS-LEVEL Psychology Paper 2 A-Level Arabic Paper 1
Wed 20 May	GCSE French Listening & Reading Test	A Level Psychology Paper 2 BTEC Public Services Unit 1	GCSE Religious Studies A Paper 2	A Level Physics Paper 1 BTEC Applied Science Unit 1: Physics
Thu 21 May	GCSE English Language Paper 1	GCSE English Language Paper 1 A Level Politics Paper 1 A Level Drama and Theatre Component 3 A Level Physical Education Paper 1	GCSE Latin B Component 3B	A Level Geography Paper 2 A Level Law Paper 1 A level Further Maths Core Pure Maths 2
Fri 22 May	GCSE Italian Listening & Reading Test GCSE PE Paper 1 GCSE Arabic Listening & Reading Test			BTEC Health & Social Care Unit 3 AS-LEVEL Mathematics Paper 2
	MAY HALF TERM			
Mon 01 Jun	GCSE Italian Writing Test GCSE PE Paper 2 GCSE Arabic Paper 2 GCSE Japanese Listening & Reading Test	A Level Physics Paper 2 A Level English Literature B Paper 2		A Level Law Paper 2 A Level Physical Education Paper 2
Tue 02 Jun	GCSE Physics Paper 1 GCSE Combined Science Trilogy Physics 1	A Level Chemistry Paper 1 A Level Classical Civilisation Paper 3	GCSE Polish Listening & Reading Test GCSE Arabic Writing GCSE Portuguese Listening & Reading Test	A Level History Paper 2
Wed 03 Jun	GCSE Mathematics Paper 2	GCSE Mathematics Paper 2 A Level Sociology Paper 2	GCSE Bengali Listening & Reading Test GCSE Geography Paper 2	A Level Mathematics Paper 1
Thu 04 Jun	GCSE History Paper 2	A Level Spanish Paper 1 Listening, Reading & Writing A Level Economics A Paper 3 A Level Religious Studies Component 1	GCSE French Writing Test	A Level Biology Paper 1 Level 3 Criminology Unit 4
Fri 05 Jun	GCSE English Language Paper 2	GCSE English Language Paper 2 A Level Psychology Paper 3	GCSE Music Music Component 3	
Mon 08 Jun	GCSE Biology Paper 2 GCSE Combined Science Trilogy Paper 2: Biology 2	A Level French Paper 1 A Level Politics Paper 2 A Level Physics Paper 3	Level 2 Further Mathematics Paper 1	A Level Music Component 3
Tue 09 Jun	GCSE Spanish Listening & Reading Test GCSE Japanese Writing Test	A Level Law Paper 3 A Level Chemistry Paper 2 A Level Religious Studies Component 2	GCSE History Paper 3	A Level Business Paper 3
Wed 10 Jun	GCSE Mathematics Paper 3: Calculator	GCSE Mathematics Paper 3: Calculator		A Level Computer Science Paper 1
Thu 11 Jun	GCSE Bengali Writing Test GCSE Geography Paper 3	A Level Arabic Paper 3		A Level Mathematics Paper 2
Fri 12 Jun	GCSE Chemistry Paper 2 GCSE Combined Science Trilogy Chemistry	A Level Biology Paper 2	GCSE Polish Writing Test GCSE Portuguese Writing Test Level 1&2 Hospitality & Catering Unit 1	A Level Spanish Paper 2 A Level Sociology Paper 3
Mon 15 Jun	GCSE Physics Paper 2 GCSE Combined Science Trilogy Physics 2	A Level Chemistry Paper 3	Level 2 Further Mathematics Paper 2	A Level Religious Studies Component 3
Tue 16 Jun	GCSE Spanish Writing Test	A Level Biology Paper 3		A Level Politics Paper 3 A level Further Maths Decision Maths 1
Wed 17 Jun		A Level French Paper 2 A Level Computer Science Paper 2		
Thu 18 Jun				A Level Mathematics Paper 3
Mon 22 Jun				A Level Further Maths Decision Maths.2
Wed 24 Jun	CONTINGENCY DAY			

This timetable has not been computer generated. You will receive an individual candidate timetable and your exam timetable can be accessed via Edulink. Please refer to this for accuracy.

Preparing for examinations

Students

As well as revising and trying your very best during examinations, there are some daily things you need to make sure you do:

- Pack your bag the night before: revision, pencil case, water bottle
- Get a good night's sleep
- Set your alarm with plenty of time to get to school on time
- Have breakfast (available at school from 7.30am)
- Plan your journey, check for any transport issues or delays
- **Know your timetable.** The timetable tells you the day, date, time, location, seat number and details of each exam. You will be given multiple copies of your timetable; an example is below. You can also access this through Edulink

Date	Start Time	Board	Level	Element Code	Element Title	Component Code	Component Title	Duration	Room	Seat
Mon 26 Feb	9:00AM	DOM	GCSE/9FC	1GA0	GCSE Geography	1GA0/2	GCSE Geography Paper 2	1h 30m	MAIN HALL	G9
Tue 27 Feb	1:30PM	DOM	GCSE/9FC	8700	GCSE English Language	8700/1	GCSE English Language	1h 45m	MAIN HALL	D14
Wed 28 Feb	9:00AM	DOM	GCSE/9FC	1MA1H	GCSE Mathematics Tier H	1MA1/P1H	GCSE Mathematics Non - Calculator 1H	1h 30m	Sports Hall	C2
Fri 01 Mar	9:00AM	DOM	BTEC/A12	BSP0	BTEC Sport Tech Award	BSP0/3	BTEC Sport TA Component 3	1h 30m	MAIN HALL	C11
Fri 01 Mar	1:30PM	DOM	GCSE/9FC	8460	GCSE Separate Science	8461/2H	GCSE Biology	1h 45m	MAIN HALL	L3
Mon 04 Mar	1:30PM	DOM	GCSE/9FC	8698H	GCSE Spanish Tier H	8698/RH	GCSE Spanish Reading & Listening Tier H	1h 45m	LRC	A5
Tue 05 Mar	9:00AM	DOM	GCSE/9FC	8460	GCSE Separate Science	8462/2H	GCSE Chemistry	1h 45m	MAIN HALL	L3
Tue 05 Mar	1:30PM	DOM	GCSE/9FC	8062	GCSE Religious Studies	8062/1	GCSE Religious Studies	1h 45m	MAIN HALL	D14
Wed 06 Mar	1:30PM	DOM	GCSE/9FC	1MA1H	GCSE Mathematics Tier H	1MA1/H	GCSE Mathematics Calculator Tier H	1h 30m	Sports Hall	C2
Thu 07 Mar	1:30PM	DOM	GCSE/9FC	1GA0	GCSE Geography	1GA0/01	GCSE Geography Paper 1	1h 45m	MAIN HALL	G9
Mon 11 Mar	1:30PM	DOM	GCSE/9FC	8698H	GCSE Spanish Tier H	8698/WH	GCSE Spanish Writing Tier H	1h 15m	MAIN HALL	K4
Tue 12 Mar	9:00AM	DOM	GCSE/9FC	8702	GCSE English Literature	8702/1	GCSE English Literature	2h 15m	MAIN HALL	D14
Wed 13 Mar	1:30PM	DOM	GCSE/9FC	8460	GCSE Separate Science	8463/2H	GCSE Physics	1h 45m	MAIN HALL	L3

Parents/carers

As well as supporting your child during their revision and examination period, please also:

- Make sure your most up to date phone number(s) is sorted in the school system
- Ensure your child goes to sleep at a reasonable time, and gets up on time
- Know their timetable

Key members of staff

Mrs Scales – Deputy Principal (Examinations) & Head of Sixth Form

Ms Rehman – Examinations Manager

Ms Coulson-West – Head of Year 11

Ms Flood – Year 11 Line Manager

Mr Singh – Head of Year 12

Mr Hibbs – Head of Year 13

Mr Griffiths – Deputy Head of Sixth Form

Mr Mickelburgh – Deputy Principal (Attendance) & Pastoral Lead for Sixth Form

Ms Gibson – Head of School (Head of Centre)

Mrs Holden – Executive Principal

Before the exam

- School opens at 7.30am. Students can have breakfast 7.30am – 8.20am.
- When you arrive at school, find out your registration and warm up room.
- If you have a 9am exam go to the registration and warm up room at **8.40am**.
- If you have a 1.30pm exam go to the registration and warm up room at **1pm**.
- Go to the toilet **before** the exam.
- All bags and coats will be stored **outside** the exam room.
- Valuables, such as mobile phones, can be handed in and will be stored securely for the duration of the exam.

What am I allowed to take in to the exam room?

- Clear water bottle
- Clear pencil case

The only two things you can take into an exam are:

- Equipment (in a clear pencil case)
- A clear bottle of water (with all labels removed)



What am I not allowed to take in to the exam room?

- Mobile phone
- Air pods
- Watch
- Smart glasses
- Notes/paper/anything with writing on it
- Lanyard
- Vaseline
- Oyster Card
- Blazer

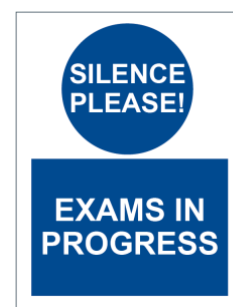


If you enter the exam room with any of the above items this will be classed as **malpractice**, and will have to be reported to the exam board.

Entering the exam

Make sure you know your seat number in advance of entering the room, and you sit in the correct seat.

Enter the exam room calmly and in silence.



During the exam

- Communication whilst in the exam room **is malpractice, and will have to be reported to the exam board.**
- Always follow the invigilator's instructions when in the exam room.
- If there is an issue then put your hand up and speak to an invigilator.
- Do not put your head down during an exam – you must stay alert and try your best.
- If you cheat or attempt to cheat, this is **malpractice, and will have to be reported to the exam board.**



At the end of the exam

- The end time of the exam will be displayed at the front of the hall, where there are also two large clocks.
- The lead invigilator will tell you when to stop writing. You must close your booklet immediately.
- Only stand up to leave when instructed by an invigilator.
- Leave all equipment that was provided for you on the desk.
- You must not speak or communicate with other candidates in any way until you are **outside** the exam room.
- Be mindful other exams are likely to still be going on once you have left your exam room.

Unforeseen circumstances







In the unlikely event that there is an emergency relating to examinations, meaning for example, an alternative venue has been arranged for students to sit their examination in, then we will communicate to parents and students via text, the school website, Edulink and Microsoft Teams.

If there is a fire alarm during an examination, students are to remain calm and silent, they must follow the instructions of the invigilators.

A Regulations – Make sure you understand the rules	
1	Be on time for all your exams. If you are late, your work might not be accepted.
2	Do not become involved in any unfair or dishonest practice during the exam.
3	If you try to cheat or break the rules in any way, you could be disqualified from all your exams.
4	You must not take into the exam room any unauthorised material, including: <ul style="list-style-type: none"> a) notes; b) earphones or earbuds (e.g. AirPods), mobile phones, MP3/4 players or similar devices, smart devices, smart glasses, tablets (e.g. iPads or iPods); c) a watch. Any pencil cases taken into the exam room must be see-through. Remember: possession of unauthorised material is breaking the rules, even if you do not intend to use it, and you will be subject to sanctions and possible disqualification.
5	Do not use correcting pens, fluid or tape, erasable pens, highlighters or gel pens in your answers.
6	Do not talk to or try to communicate with or disturb other candidates once you have entered the exam room.
7	You must not write inappropriate, obscene or offensive material.
8	If you leave the exam room unaccompanied by an invigilator before the exam has finished, you will not be allowed to return.
9	Do not borrow anything from another candidate during the exam.
B Information – Make sure you attend your exams and bring what you need	
1	Know the dates and times of all your exams. Arrive at least ten minutes before the start of each exam.
2	If you arrive late for an exam, report to the invigilator running the exam.
3	If you arrive more than one hour after the published starting time for the exam, you may not be allowed to take it.
4	Only take into the exam room the pens, pencils, erasers and any other permitted equipment needed for the exam.
5	You must write clearly and in black ink. Coloured pencils or inks may be used for only diagrams, maps, charts, etc., unless the instructions printed on the front of the question paper state otherwise.
C Calculators, dictionaries and computer spellcheckers	
1	You may use a calculator unless you are told otherwise.
2	If you use a calculator: <ul style="list-style-type: none"> a) make sure it works properly; check that the batteries are working properly; b) clear anything stored in its memory; c) remove any parts such as cases, lids or covers which have printed instructions or formulae; d) do not bring into the exam room any operating instructions or prepared programs.
3	Do not use a dictionary or computer spellchecker unless you are told otherwise.

Warning to candidates



 Questions matter AQA	 City & Guilds	 Rewarding Learning CCEA	 Oxford Cambridge and RSA OCR	 Pearson	 WJEC
---	---	--	---	---	--



1

You **must** be on time for all your examinations.

2

Possession of a mobile phone or other unauthorised material **is not allowed** even if you do not intend to use it. You will be subject to penalty and possible disqualification from the exam/qualification.

3

You **must not** talk to, attempt to communicate with or disturb other candidates once you have entered the examination room.

4

You **must** follow the instructions of the invigilator.

5

You **must not** sit an examination in the name of another candidate.

6

You **must not** become involved in any unfair or dishonest practice in any part of the examination.

7

If you are confused about anything, only speak to an invigilator.

The *Warning to candidates* must be displayed in a prominent place outside each examination room. This may be a hard copy A3 paper version or an image of the poster projected onto a wall or screen for all candidates to see.

What should I do if I wake up late?

Give your mobile phone to your parent/carer. Do not access the internet.

- Ask your parent/carer to contact school to let us know you are on your way to school **020 7920 7900**.
- If possible, ask your parent/carer to bring you to school.
- Once in school we will supervise your entry to the examination in the normal way.
- You will be entitled the full time for the examination.
- If you are very late, we will have to report this to the exam board.



What should I do if I feel unwell on the day of an examination?

Feeling a little under the weather during a stressful time, such as examinations, is not unusual.

Having a headache, cold symptoms, stomach ache, etc. are not acceptable reasons to miss an examination.

If you feel unwell, come to school and inform your Head of Year, Mrs Scales or Ms Rehman so that we can inform the invigilators.

What should I do if I miss an examination?

If you are absent for an examination without an acceptable reason, you will score zero for that paper.

There are no catch-up examinations.

If you have a medical emergency, you must keep and provide all evidence of the emergency.

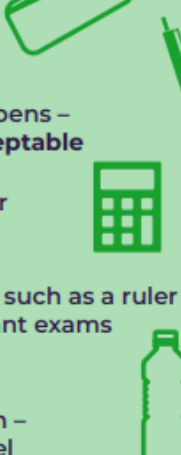
On your exam day

This checklist will help you to be as prepared as possible for your exams so that you can focus on doing your best on the day.

Before sitting your exams, ensure you know:

- the date, time and location of each of your exams. You might find it helpful to write this information in a calendar or planner.
- who to contact at school or college in case there's an emergency that makes you late or unable to sit your exam.


What you will need:

- a clear pencil case
 - at least two black ink pens – blue pens are **not acceptable**
 - an approved calculator for relevant exams
 - appropriate apparatus such as a ruler or protractor for relevant exams
 - a clear water bottle if you wish to take one in – it **must not** have a label
- 

Contingency sessions:

- There are contingency sessions within the Summer 2025 exam timetable – the afternoon of 11 June 2025 and the morning and afternoon of 25 June 2025. Make sure you are available on all three dates even if you do not have an exam.

What you cannot take into exams:

- any type of phone
 - revision notes
 - any type of watch (this includes analogue, digital and smart watches)
- 

Other important information:

- Listen carefully to the invigilator's instructions which will be specific to your exam. If you are unsure of anything, please raise your hand and wait for the invigilator to respond.
- Fill in your details on the front of your answer booklet.
- If you need additional answer sheets, raise your hand and wait for an invigilator who will provide you with one. Remember to add your details to this booklet.
- If you need to use the toilet or feel unwell, raise your hand and wait for an invigilator who will escort you from the exam room.
- Remember to stay silent – talking to a fellow candidate could result in disqualification from all your exams.

If you have any questions about your exams, please ask your teacher or exams officer.





Information for candidates

AI (Artificial Intelligence and assessments)

What is AI?

AI stands for artificial intelligence and can be used to create text, images, videos, music and artwork based on instructions given to an AI tool.



What is an AI tool?

AI tools are applications, such as ChatGPT, Snapchat My AI, Google and Google translate. There are many more!*



*The list of certain suppliers of AI-related products is for information purposes only and does not constitute an endorsement by JCQ and awarding bodies. It is each centre's responsibility to investigate and verify any suppliers they use, including any terms and conditions which govern the sale or use of the supplier's products. The list provided is not exhaustive.

When can I use AI?

- Your teachers may use it in class when teaching the course, but remember teaching in the classroom is not an exam!
- There are some assessments where you can use AI – your teachers will tell you if you can or cannot use an AI tool.
- Remember, the rules are different for different assessments and subjects, so always check with your teachers first!
- When an AI tool is allowed, **you must acknowledge**** the AI tools and the material produced by the AI tool that you have used in your work. If you do not acknowledge AI use, it will be **considered as cheating**.



When can I not use an AI tool?

- AI tools cannot be used in an exam or any other assessment where exam rules apply.



- This is what exam boards call **AI misuse and is a form of cheating**.

**Acknowledgment – When producing a piece of work, if you use the same wording as a published source, you must place quotation marks around the passage and state where it came from. This is known as referencing. You must make sure that you give detailed references for everything in your work which is not in your own words, for example, ChatGPT 3.5 (<https://openai.com/blog/chatgpt/>), 25/01/2025.

IF YOU USE AN AI TOOL, YOU CANNOT GET MARKS FOR WHAT THE AI TOOL HAS PRODUCED, AS IT IS NOT YOUR OWN WORK

If I'm allowed to use AI, how is this breaking the rules?

- AI misuse is when you use an AI tool in an exam or assessment where you are not allowed to; and/or
- Where you use an AI tool to create work and then say it's your own.



How to make sure you don't misuse AI

DECLARE

- Remember to sign your declaration form when handing in your work for final assessment.
- Your signature** on the declaration form tells your teacher and the exam board that you are saying all the work you're handing in is your own.
- If you have used an AI tool, **you must declare***** that you have used it before signing the declaration form!

***Declare – this means that when you submit your work for marking, the awarding body will normally require you to sign an authentication statement confirming that you have read and followed the regulations.

ACKNOWLEDGE

If you are allowed to use an AI tool in your assessment (remember to check!), you must do the following:

- reference the AI tool you have used
- give the date of when the AI tool generated the content
- give details of how you used it.
- save screenshots of what you have asked or instructed the AI tool to do and what answer the AI gave you, and include this with the work submitted.

LAST CHECKS



Know the rules



Check with your teachers



ACKNOWLEDGE and DECLARE





Information for candidates Using social media and examinations/assessments

While we like to share our experiences online, when it comes to exams, we have to be careful.

- Sharing ideas online can be helpful when you're studying or revising
- However, sharing certain information (see information on the right) can break the rules and could affect your results
- If you're not sure what you can and can't discuss online, check with your teacher
- If you receive exam content on social media, you must tell your teacher
- Don't be caught out by scammers selling fake exam papers



Things to do on social media:

- Have fun
- Be responsible
- Report any exam content you see to your teacher

Things not to do on social media:

- Buy/ask for/share exam content
- Pass on rumours of what's in exams
- Share your work
- Work with others so that your coursework is not your own independent work

If you do any of the above activities, you may:

- ! Receive a written warning
- ! Lose marks
- ! Be disqualified from a part of or all of your qualifications
- ! Be banned from taking assessments for a number of years

Please take the time to familiarise yourself with the JCQ rules:
[jqc.org.uk/exams-office/information-for-candidates-documents](https://www.jcq.org.uk/exams-office/information-for-candidates-documents)



EXAM CONTINGENCY DAY

Wednesday 24th June 2026 – Contingency Day

The awarding bodies have designated the above date a contingency day for examinations. The designation of a contingency day with the common examination timetable is in the event of national or local disruption to examinations. It is part of the awarding bodies' standard contingency planning for examinations.

We remind candidates that they must remain available until Wednesday 24th June 2026 should an awarding body need to invoke the contingency plan

Results Days

Year 13

8.00am-10.00am
Thursday 13th August

Year 11

10.00am-12.00pm
Thursday 20th August

Come and collect your results at school

On 20th August there will be a separate desk for year 12/13 maths/English GCSE resit results.

